

# Description

**Universeal Grout Rescue** Grout Colour Sealer is a great way to restore and renew your wall and floor grout to a better than new condition. **Grout Rescue** colour sealer is available in 10 stylish colours, when fully cured, permanently seals the grout to help protect against mould, mildew and staining.

## Application Instructions

1) Make sure the grout joint is clean and thoroughly dry before applying **Universeal Grout Rescue** colour sealer, where necessary use the Grout Rescue Pre-Treat Cleaner before application.

### 2) Shake Bottle & Mix Well Before Use.

Apply product thinly onto the grout joint using a brush or sponge working it evenly onto the surface. Wipe away any sealer from the tile surface instantly or within 60 minutes of application.

For best results apply two coats allowing 1-2 hours drying time between applications. Allow a further 48 hours drying time before wetting (using shower room) or cleaning the treated floor area.

If using more than 1 bottle of a single colour for an application, mix all material together to ensure colour match and consistency.

**This product is not recommended for use around porous surfaces i.e. unglazed tiles and natural stone surfaces as it could permanently stain.**

**Please Note:** Poor application, applying the product to heavy or thickly onto the grout joint can result in blistering, cracking and de-bonding of the colour sealer.

## Coverage

**3-15m<sup>2</sup> per 237ml bottle**

This will vary dependent on tile size & grout width.

## KEEP OUT OF REACH OF CHILDREN & PETS

**EYE AND SKIN CONTACT:** Flush thoroughly with water, if irritation persists seek medical attention.

**IF INGESTED:** Drink 1 to 2 glasses of water, do not induce vomiting and seek medical attention.

Grout Colourant and Sealer

**GROUT  
RESCUE™**

**Colour&Seal**

## Packaging

8 fl. oz. (237 ml) bottle.

## Storage & shelf life

Product shelf life is 36 months when unopened and stored at room temperature. Store product in original container only. Close cap on container after each use. Use only when surface temperatures are between 50° F – 90° F (10° C – 32° C).

## Grout Rescue Coverage Chart

Tile Size	Grout Joint Width		
	1/8" (3 mm)	3/16" (4.5 mm)	1/4" (6 mm)
1" x 1" (25 x 25 mm)	-	50 sq ft (4.7 m <sup>2</sup> )	-
4" x 4" (10 x 10 cm)	200 sq ft (18.6 m <sup>2</sup> )	95 sq ft (8.8 m <sup>2</sup> )	80 sq ft (7.4 m <sup>2</sup> )
6" x 6" (15 x 15 cm)	225 sq ft (20.9 m <sup>2</sup> )	110 sq ft (10.2 m <sup>2</sup> )	95 sq ft (8.8 m <sup>2</sup> )
8" x 8" (25 x 25 cm)	250 sq ft (23.2 m <sup>2</sup> )	125 sq ft (11.6 m <sup>2</sup> )	110 sq ft (10.2 m <sup>2</sup> )
12" x 12" (33 x 33 cm)	300 sq ft (27.9 m <sup>2</sup> )	145 sq ft (13.4 m <sup>2</sup> )	125 sq ft (11.6 m <sup>2</sup> )
16" x 16" (41 x 41 cm)	360 sq ft (30.5 m <sup>2</sup> )	175 sq ft (16.3 m <sup>2</sup> )	135 sq ft (12.5 m <sup>2</sup> )

Coverages are approximate and given as a guide, due to site conditions coverage's may vary.



Universeal Product Agencies Ltd  
Unit 1 Pulham Business Park, Pulham, Dorchester  
DT2 7DX United Kingdom

T: +44 (0) 1300 345 898  
F: +44 (0) 844 248 0592

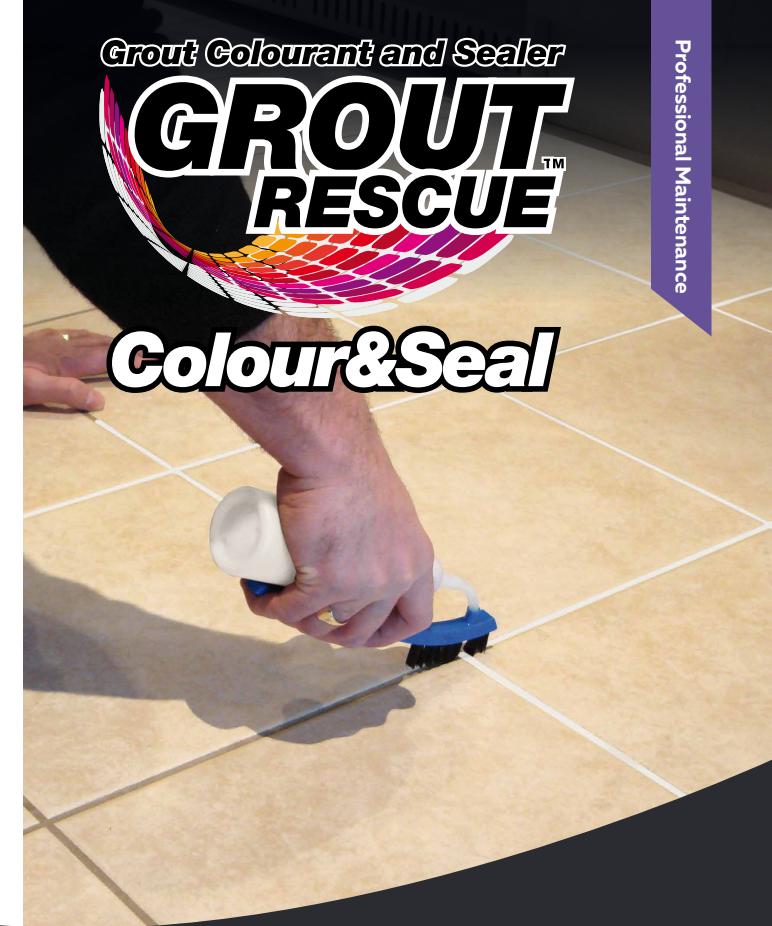
E: info@universealsealants.co.uk  
W: www.universealsealants.co.uk

Grout Colourant and Sealer

**GROUT  
RESCUE™**

**Colour&Seal**

**Colour&Seal**



Professional Maintenance

# Colour Selector Chart



MADE IN THE UK



**Universeal Grout Rescue grout colour sealer is a great way to restore and renew your wall and floor grout to a better than new condition.**

In many instances when the grout has become permanently stained and no amount of cleaning can bring back the original uniform clean look of the grout. In these cases it is best to apply **Grout Rescue** grout colour sealer to restore the grout to a permanently sealed even coloured finish.

**Grout Rescue** colour sealer can restore even the dirtiest, damaged and ugly grout to a new look finish. This process will permanently colour and seal the grout to make the grout look even better than the day it was installed. **Grout Rescue** colour sealer is safe and simple to use, this unique formula allows for easy application by the professional tradesman and DIY homeowner.


Once the **Grout Rescue** colour sealer is applied and fully cured it will provide the ultimate level of sealing protection for your grout. Spillages that would have previously stained left to stand, simply wipe up clean with a damp cloth or sponge. For regular cleaning and maintenance of your tiled floor, it is very important that you use **Universeal Easy Clean pH neutral cleaner**, using any other cleaner may damage and reduce the longevity of the **Grout Rescue** treatment.

Now, you can colour your grout work with our range of stylish colours, as shown in our swatch set. We've pre-selected a good range of 10 colours, but depending on your requirements, we can provide further colours if you need a particular colour/tint.

# 10 Great Colours


choose your swatch.

Below is our current range of 10 stylish pre-selected colours. These tints will permanently colour and seal any grouted areas.



# Incredible results every time.

Universeal Grout Rescue Colour & Seal colour sealer can restore even the dirtiest, damaged and ugly grout to a new look finish:



Note: These swatches provide a near match to the actual product, however, as you may expect, screen displays, print processes and ambient light variations mean this guide cannot match the colours 100% accurately, so if colour matching is crucial, we recommend you find a stockist and see the product colours in store. Universeal will not be responsible for any colour matching problems as it remains the final responsibility of the user to confirm colour suitability.

